



# Tools for Automated Data Analysis (TADA)

Hillary Marler PhD

Water Data Integration Branch

EPA Office of Water

TADA Reference Articles

## Welcome to TADA: Tools for Automated Data Analysis!

lifecycle experimental

R-CMD-check passing

Tools for Automated Data Analysis, or TADA, is being developed to help States, Tribes (i.e., Tribal Nations, Pueblos, Bands, Rancherias, Communities, Colonies, Towns, Indians, Villages), federal partners, and any other [Water Quality Portal \(WQP\)](#) users (e.g. researchers) efficiently compile and evaluate WQP data collected from water quality monitoring sites. TADA is both a stand-alone R package, and a building block to support development of the [TADA R Shiny application](#). We encourage you to read this package's [LICENSE](#) and [README](#) files (you are here).

- How to use TADA:
  - [Function Reference](#)
  - Example Workflow 1: [Water Quality Portal Data Discovery and Cleaning](#) (Beginner)
  - Example Workflow 2: [2023 Shepherdstown Training](#) (Advanced)
- [How to Contribute](#)
  - We encourage stakeholders to test the functionality and provide feedback. Moreover, open source software provides an avenue for water quality data originators and users to develop and share code, and we welcome your contributions! We hope to build a collaborative community dedicated to this effort where TADA users and contributors can discover, share and build the functionality over time.
- More information on how TADA leverages the [WOX QAQC Service](#)
- [More about the TADA Project](#)

## Installation

You must first have R and R Studio installed to use the TADA R Package (see instructions below if needed). You can install and load the most recent version of the TADA R Package on [GitHub](#) by running:

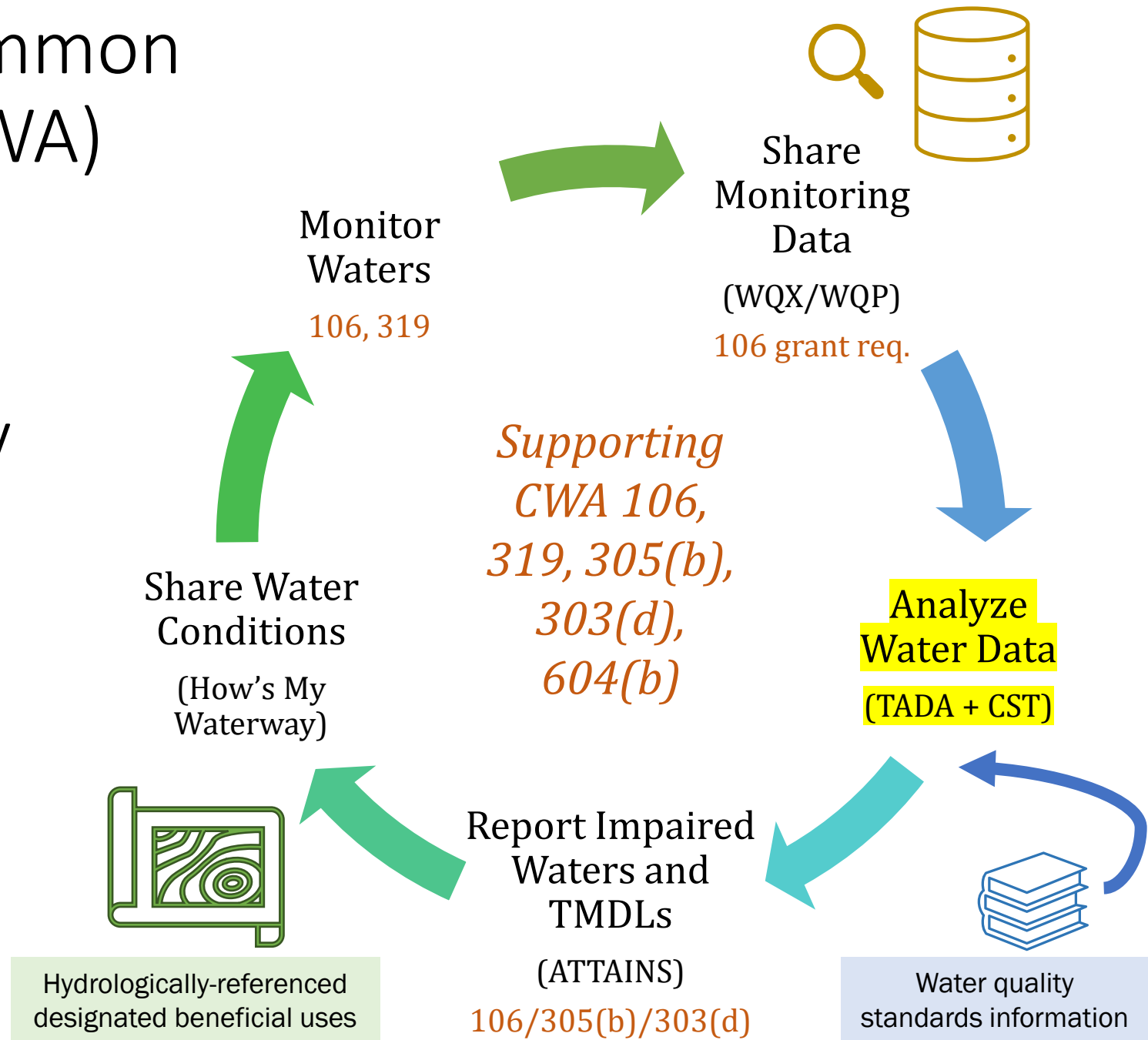
```
if(!"remotes"%in%installed.packages()){
  install.packages("remotes")
}

remotes::install_github("USEPA/TADA", ref = "develop", dependencies = TRUE)
```




# Helping Answer Common Clean Water Act (CWA) Questions

- Is my water safe?
- Does it meet water quality standards?
  - Aquatic Life
  - Drinking
  - Fishing
  - Recreation




# TADA Vision

Discover, wrangle, and QC data

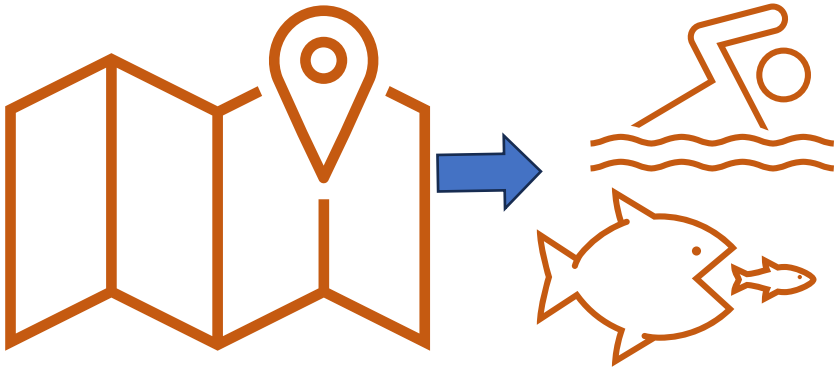


# TADA Vision

Discover, wrangle, and QC data



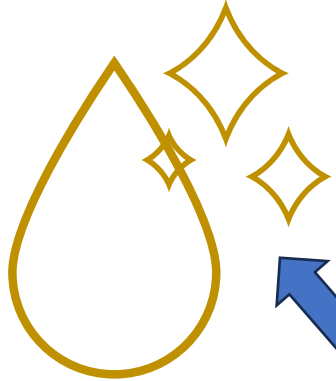
Assign beneficial uses



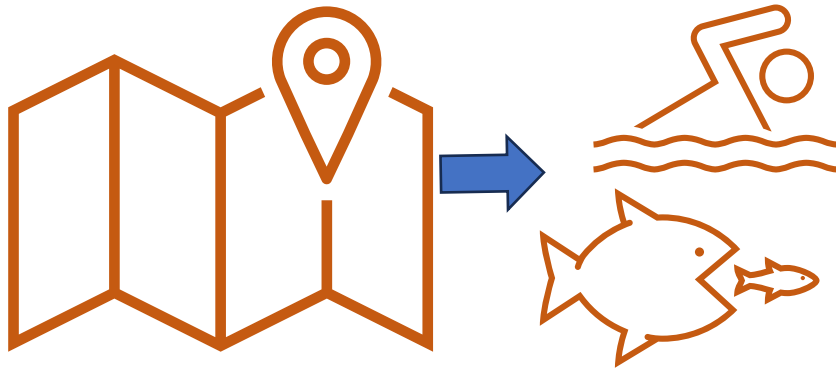
Assessment unit overlay with monitoring locations

# TADA Vision

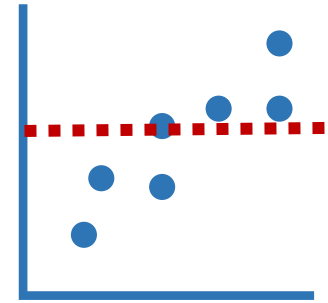
Discover, wrangle, and QC data



Assign beneficial uses



Assessment unit overlay with monitoring locations




Beneficial uses determine numeric criteria used

Assessment methods guide impairment decisions based on:

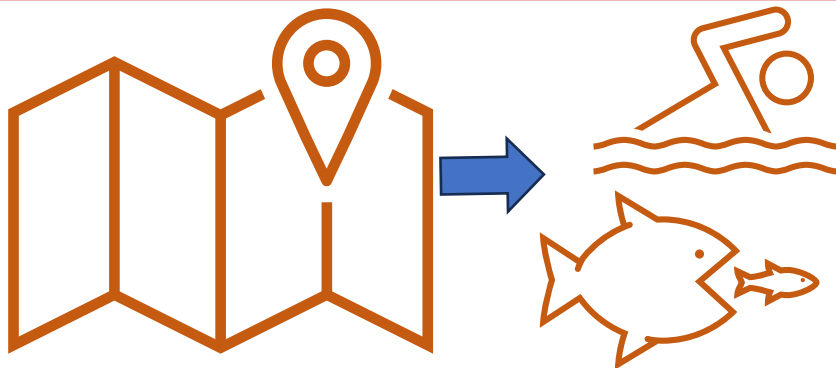
- Period of record
- Aggregated measurements
- Frequency
- Duration
- Magnitude
- Season
- Correction factors
- Covariates
- Site-specific criteria

# TADA Vision

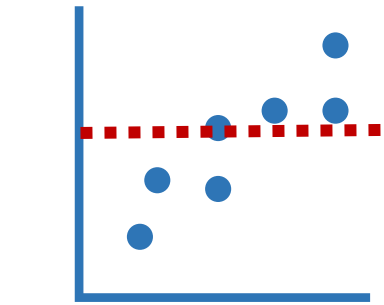
Discover, wrangle, and QC data



Assign beneficial uses



Assessment unit overlay with monitoring locations



Beneficial uses determine numeric criteria used

Assessment methods guide impairment decisions based on:

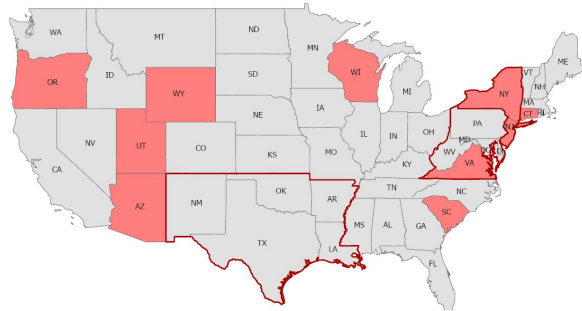
- Period of record
- Aggregated measurements
- Frequency
- Duration
- Magnitude
- Season
- Correction factors
- Covariates
- Site-specific criteria



# WQP TADA Working Group

---

- Established in 2020
  - Built a community
  - Sharing examples from around the country
  - Extensive assessment process and methodologies discussions
  - Join us!



- Growing over time
- Currently meeting once every other month

- EPA
  - HQ: WDIB, MAB, WB, OST, ORD, OECA, OLEM, ARD
  - Regions: 1, 2, 3, 6, 7, 8
- At least 1 State from each EPA Region
  - VA, WI, MA, SC, MT, UT, AZ, IL, WA, OR, KS, CT, CA, MN, OK, MO, NJ, IN, NY, AR, AK, LA, MD, GA, DC
- Tribal Nations from Regions 1, 6 and 8
  - Penobscot Nation, Ute Mountain Ute, Absentee Shawnee Tribe, Pueblo of Tesuque, Owens Valley Indian Water Commission, others early on (staff turnover)
- Federal Agencies/Universities/Other
  - USGS, TetraTech, Colorado State, Long Island Sounds Study, Oak Ridge National Laboratory

# Involving users in the development process

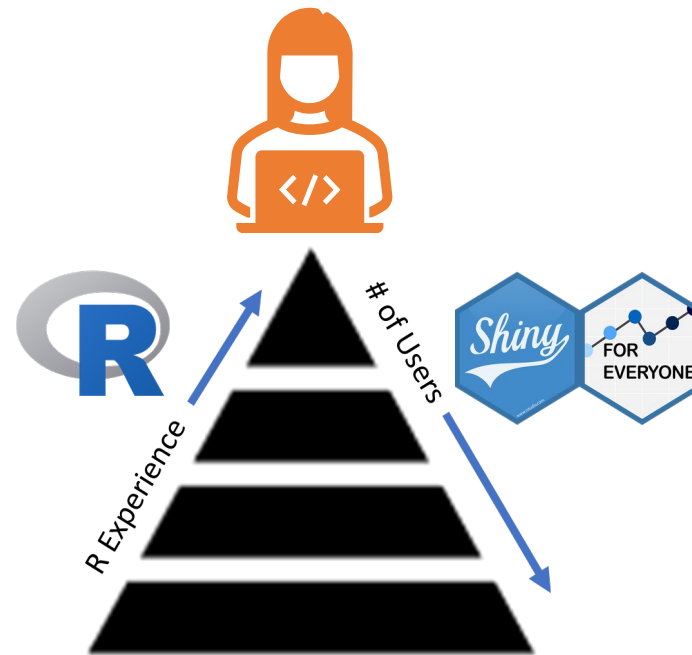
The screenshot shows a GitHub repository page for 'TADA'. At the top, there's a navigation bar with 'TADA 0.0.1', 'Reference', and 'Articles' (selected). A search bar is on the right. The main content area is titled 'Contributing' with a date of '2023-06-07' and a source link 'vignettes/CONTRIBUTING.Rmd'. Below this is a section 'Contribute to TADA!' with a paragraph of text and a 'TADA Working Group Mission' section. A sidebar on the right lists navigation links: 'Contribute to TADA!', 'TADA Working Group Mission', 'Package Development', 'What is GitHub?', 'Required Installations', 'Issues', 'Branches and Pull Requests', 'Additional References', 'Open-Source Code Policy', 'License', 'Disclaimer', and 'Contact'. On the far right, a pull request status panel shows a 'Review required' message and a list of checks: 'R-CMD-check / macos-latest (release) (pull\_request) Successful in 52m', 'test-coverage / test-coverage (pull\_request) Successful in 10m', 'R-CMD-check / windows-latest (release) (pull\_request) Successful in 43m', 'R-CMD-check / ubuntu-latest (devel) (pull\_request) In progress — This check', 'R-CMD-check / ubuntu-latest (release) (pull\_request) Successful in 35m', and 'R-CMD-check / ubuntu-latest (oldrel-1) (pull\_request) Successful in 25m'. At the bottom right, a 'Protect matching branches' panel is highlighted with a yellow border, showing 'Require a pull request before merging' and 'Require approvals' both checked, with a dropdown for 'Required number of approvals before merging: 1'.



# TADA Products

- Different tools for different users
  - [R Package](#) (coders)
  - [R Shiny Application](#) (non-coders)
- [User Guide](#) on GitHub Pages
- [EPA TADA Website](#)
- [R and R Shiny Learning Resources](#) for Water Community, Collaborative Effort Between TADA Working Group & North American Lake Management Society (NALMS)
- Working Group SharePoint & inventory of open-source R code and WQP tools – please reach out to learn more!

“Serve as a hub for an open-source water quality community”



**Working Group Mission**  
*To share and develop **R code** for evaluating and visualizing **WQP** data more efficiently through collaboration and open-source programming. This includes working together to find commonalities in assessment processes across the nation, creating flexible tools that can be easily customized to work within existing workflows, supporting each other in learning R, and ensuring products will be accessible to organizations most in need.*

# R Package



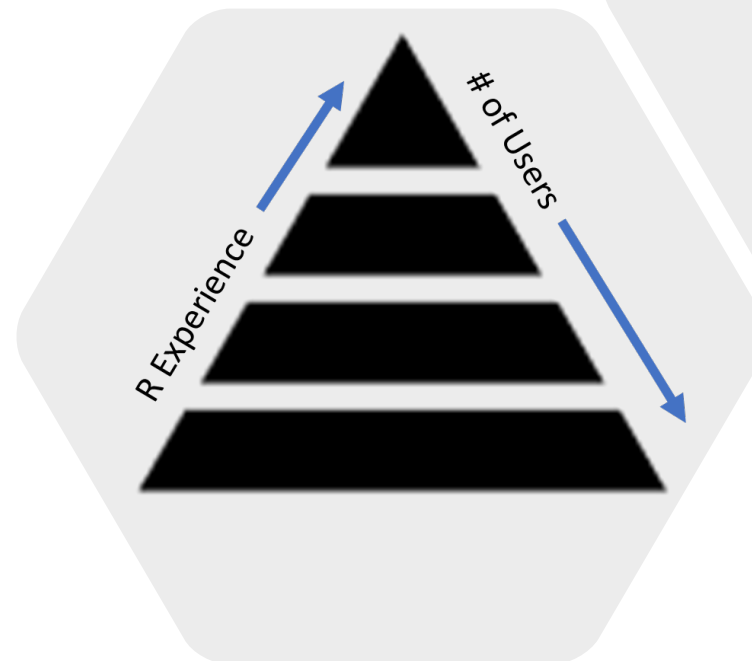
Data downloads  
Data cleaning  
Filtering  
Normalizing

*Analysis algorithms*

- Focus on algorithms specific to WQP data
- Series of functions to assist common analysis processes
- Data is flagged but not automatically removed or modified
- Can be easily incorporated into existing tools or data processing methods
- Highly customizable
- Companion to **dataRetrieval** package

# R Shiny User Interface

- R Shiny
  - Makes use of R package
- Guides user through process
- Interactive
  - data exploring
  - cleaning
  - graphing
  - etc.
- Web based





Thank you for listening!

And a BIG thank you to  
all our TADA  
contributors!

[Marler.Hillary@epa.gov](mailto:Marler.Hillary@epa.gov)

---

***TADA Working Group (all participants)***

---

Cristina Mullin, EPA OW

---

Jacob Greif, former EPA WDIB ORISE (now at EPA OW)

---

Elise Hinman, former EPA WDIB ORISE (now at USGS)

---

Michelle Thawley, EPA OW

---

Kathleen Healy, EPA ARD (WDIB Skills Marketplace)

---

Trip Hook, EPA OLEM (WDIB Skills Marketplace)

---

Justin Bousquin, EPA ORD

---

Elinor Keith, EPA OW

---

Katie Willi, Ross Syndicate, Colorado State University

---

Jesse Boorman-Padgett, EPA OW

---

Laura Shumway, EPA OW

---

Laura DiCicco, USGS

---

Hui Zhou, ERG (EPA contractor)

---

Renee Myers (EPA contractor)

---

Brad Cooper, ERG (EPA contractor)

---

Florian Rupprecht (Hacktoberfest 2022 contributor)

---

Zachary Smith, NY DEP

---